


How to fill out election ballot papers

The **green** ballot paper is for the House of Representatives



The **white** ballot paper is for the Senate



House of Representatives

The ballot paper will have the names of the different candidates standing in your electorate, next to an empty box.

The party of the candidate will be they written underneath their name.

There will also be a picture of the party's logo next to the empty box. If a candidate is not part of a party, it will say 'independent' underneath their name, and they will not have a party logo next to their empty box.

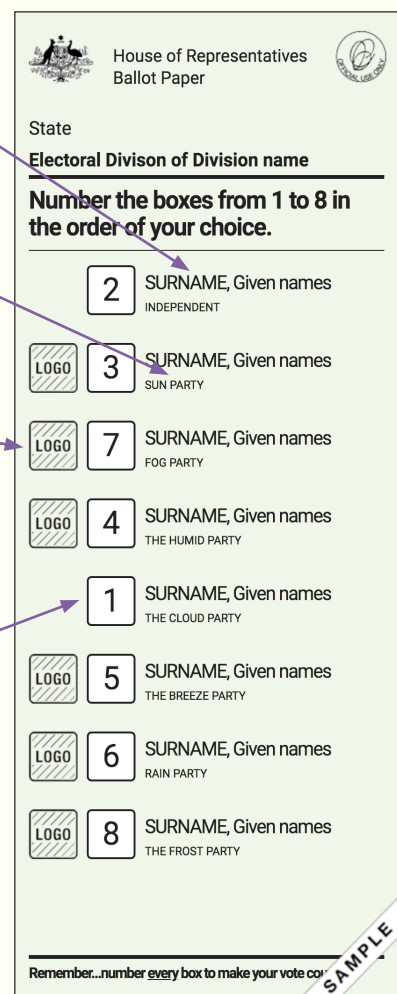
1 Number every box in order order of your favourite candidate to least favourite candidate

You should start by writing number 1 in the box next to the candidate who is your first choice. Then write number 2 in the box next to your second choice. Then write number 3 in the box next to your third choice. Continue numbering the boxes until you have filled out every box.

2

For your vote to be valid, make sure you:

- Do **not** write the same number twice.
- Do **not** skip numbers.
- Do **not** use ticks or crosses.
- Do **not** leave boxes blank.
- Do **not** write anything on the ballot paper that could identify who you are



House of Representatives
Ballot Paper

State
Electoral Division of Division name

Number the boxes from 1 to 8 in the order of your choice.

2	SURNAME, Given names INDEPENDENT
3	SURNAME, Given names SUN PARTY
7	SURNAME, Given names FOG PARTY
4	SURNAME, Given names THE HUMID PARTY
1	SURNAME, Given names THE CLOUD PARTY
5	SURNAME, Given names THE BREEZE PARTY
6	SURNAME, Given names RAIN PARTY
8	SURNAME, Given names THE FROST PARTY

Remember...number every box to make your vote count

SAMPLE

You need to fill out **ALL** the empty boxes, numbering each box in order of your favourite candidate to least favourite candidate.

Senate

1

The ballot paper has a black line on it. Choose whether to vote above the line or below the line. To make sure your vote counts, **you must only mark boxes above the line OR below the line, NOT BOTH**

2

Above the line

If you vote above the line, you will vote **for a political party or group**.

You must vote for at least 6 parties or groups, numbering them 1 to 6 in order of your preference. If there are less than 6 parties or groups standing, you must number all of them.

The ballot paper will have the names of the different parties standing in your state or territory written above the line, with a picture of their party's logo and an empty box.

Individual candidates standing for that party will be listed below the line.








If a group of candidates are not part of a party, they will not have a party logo or a party name. It may say 'independent' or nothing above the line, instead of a party name.

Senate Ballot Paper
State – Election of 6 Senators

You may vote in one of two ways

Either:

Above the line
By numbering at least 6 of these boxes in the order of your choice (with number 1 as your first choice)

A	B	C	D	E	F	G
		 				
<input type="checkbox"/>	<input type="checkbox"/>	<input type="checkbox"/>	<input type="checkbox"/>	<input type="checkbox"/>	<input type="checkbox"/>	<input type="checkbox"/>
MIST PARTY	RAIN PARTY	FOG/SUN PARTY	HUMID PARTY	BREEZE PARTY	CLOUD PARTY	

Or:

Below the line
By numbering at least 12 of these boxes in the order of your choice (with number 1 as your first choice).

MIST PARTY	RAIN PARTY	FOG/SUN PARTY	HUMID PARTY	BREEZE PARTY	CLOUD PARTY	UNGROUPED
<input type="checkbox"/> SURNAME Given Names MIST PARTY	<input type="checkbox"/> SURNAME Given Names RAIN PARTY	<input type="checkbox"/> SURNAME Given Names FOG PARTY	<input type="checkbox"/> SURNAME Given Names HUMID PARTY	<input type="checkbox"/> SURNAME Given Names BREEZE PARTY	<input type="checkbox"/> SURNAME Given Names CLOUD PARTY	<input type="checkbox"/> SURNAME Given Names INDEPENDENT
<input type="checkbox"/> SURNAME Given Names MIST PARTY	<input type="checkbox"/> SURNAME Given Names RAIN PARTY	<input type="checkbox"/> SURNAME Given Names SUN PARTY	<input type="checkbox"/> SURNAME Given Names HUMID PARTY	<input type="checkbox"/> SURNAME Given Names BREEZE PARTY	<input type="checkbox"/> SURNAME Given Names CLOUD PARTY	
	<input type="checkbox"/> SURNAME Given Names RAIN PARTY				<input type="checkbox"/> SURNAME Given Names CLOUD PARTY	

SAMPLE

3

Below the line

If you vote below the line, you will vote **for individual candidates**.

You must vote for at least 12 candidates, numbering them 1 to 12 in order of your preference. If there are less than 12 candidates standing, you must number all of them.

- Pick the political party or candidate you want to vote for.
- Write 1 in the empty box belonging to your first choice. Then write 2 in the empty box belonging to your second choice. Then write 3 in the empty box belonging to your third choice. Keep going until you have numbered at least 6 boxes above the line, or at least 12 boxes below the line.
- You can choose to vote for more than 6 parties above the line or more than 12 candidates below the line – keep numbering the boxes in order until you have marked all the parties or candidates that you would like to vote for.